




Getting It Right – Optimum Hygiene and Maintenance




Preparation of W&H surgical straight/contra-angle handpieces and surgical motors

NOTES ON PREPARATION

These hygiene and care recommendations apply for W&H straight/contra-angle handpieces and surgical motors in particular.

 Transmission instruments and surgical motors labelled with this symbol can be cleaned and disinfected in a thermo washer disinfectant.

 Transmission instruments and dental motors labelled with this symbol are approved for the sterilization procedure recommended.

General notes

- > Please note that transmission instruments must be cleaned and disinfected immediately after every treatment.
- > The use of protective clothing (tear-resistant gloves, goggles, mouth protection) is recommended.
- > Comply with the detailed information in the manufacturer's operating instructions.
- > Use certified and tested disinfectants for W&H transmission instruments and surgical motors and observe the corresponding dosage and reaction time. The disinfectant used must not contain chlorine.
- > Use clean, dry drive air.
- > W&H recommends the use of demineralized water.
- > Please see the detailed information at wh.com.

1

PREPARATION

1



If necessary, wipe-down disinfection


2

CLEANING / DRYING

2

Manual


Machine



3

DISINFECTION / DRYING

3



Visual inspection

4

LUBRICATION

4

Manual

Machine



Frequency of maintenance:
> After every internal cleaning
> Before every sterilization

If necessary,
wipe-down
disinfection

5

PACKAGING / STERILIZATION

5



W&H recommends sterilization according to EN 13060. Please make sure that the load is dry after both cleaning and sterilization stages!

6

ACCEPTANCE OF LOAD

6



7

STORAGE

7



Dust-free, clean and dry.

Further information at wh.com/hygiene